

# **Creative Scotland Dance Review Digest of Statistics**

Prepared for Creative Scotland

June 2012  
Erika King  
Scottish Cultural Enterprise

Summary of Key Findings.....	4
Talent Development.....	8
Quality Productions.....	10
Access, Audience Development, Participation .....	13
Cultural Economy .....	16
Place .....	25
Equalities .....	26
International .....	29
Education .....	31
Appendix A .....	33
Appendix B.....	34

## Introduction

This Digest of Statistics was compiled as an integral part of the Creative Scotland Review of Dance undertaken in 2012. A key aspect of the brief for the Review was to compile data, which would provide an overview of the cultural ecology for dance. A first edition was prepared in March 2012 when information was only available for 2008/9 and 2009/10 and this second edition allows trends over three years to be examined.

In order to compile the required data a number of sources have been utilised. The main source of information has been the routine data collection undertaken by Creative Scotland as part of its monitoring and evaluation processes. The principal dataset being the annual reports submitted by Foundation and Flexible funded organisations where dance is a core element of their work. The Annual Reports were available for the financial years 2008/9, 2009/10 and 2010/11. A further source of data used was the database of project, flexible and foundation grants made in 2008/9, 2009/10, 2010/11 and 2011/12.

Other sources of data used include Culture Sparks The Source Project, Scottish Ballet, Creative and Cultural Skills, Federation of Scottish Theatres and various reports commissioned by Creative Scotland and Internet searches.

<b>Name of Organisation</b>	<b>Foundation Funded- Dance</b>	<b>Flexible Funded- Dance</b>	<b>FO- Cross Artform</b>	<b>Fxo Cross Artform</b>
Dancebase	X			
Scottish Dance Theatre	X			
City Moves	X			
Y Dance	X			
Plan B		X		
David Hughes Dance		X		
Company Chordelia		X		
Indepen-dence		X		
Dancehouse		X		
Stammer		X		
New Moves		X		
<b>Cross Artform Organisations including Dance</b>				
Edinburgh International Festival			X	
McRobert Arts Centre			X	
Eden Court Theatre			X	
Imaginate			X	
Tramway			X	
Arches Theatre			X	
Traverse Theatre			X	
Feis Rois			X	
Feis Nan Ghael			X	
Platform Easterhouse				X
Cumbernauld Theatre				X
NEAT				X
Tron Theatre			X	

## Summary of Key Findings

### Talent Development

- The number of continuous professional development opportunities for artists offered by foundation and flexible funded organisations (FO/FXOs) increased from 626 in 2008/9 to 820 in 2010/11. The number of artists benefiting from the opportunities increased from 4,785 in 2008/9 to 5,146 in 2009/10 and then decreased to 4,716 in 2010/11
- Since 2008/9 the number of project awards made specifically for talent development have fluctuated and eventually declined from 41 per year to 26 in 2011-12. The amount of money allocated declined from £274k in 2008/9 to £202k in 2011/12. The size of the average award has fluctuated between £3,626 and £7,793.

### Quality Productions

- Between 2008/9 and 2010/11 attendances at performances by FOs and FXOs increased from 88,095 to 95,164 and the number of performances offered by FOs/FXOs also increased from 371 to 612.
- The average attendance at each performance decreased from 237 to 155 indicating that the companies were more productive in terms of their work and that they were increasing availability of their work through smaller scale venues and touring more.
- Total audiences for Scottish Ballet performances have decreased from 61,668 in 2007/8 to 56,896 in 2010/11. This is explained by the fact that in 2010/11 Scottish Ballet performances included a tour of small-scale venues where they can sell out the house but never reach the numbers when performing in the big theatres. Their number of annual performances has increased from 67 in 2007/8 to 89 in 2010/11.
- Between 2008/9 and 2011/12 the number of project awards specifically for quality productions increased from ten to seventeen. The amount of money awarded increased from £343k to £490k. However the average size of award decreased from £34,322 to £28,848.

### Access, Audience Development and Participation

- The number of education and outreach events delivered by funded organisations in their own venues in 2008/09 (2,030) and 2010/11 (2,168) showed a small increase. However, attendances rose by 53%, from 53,781 in 2008/09 to 82,258 in 2010/11.
- In terms of education and outreach projects delivered in external venues, both the numbers of events and attendances at these increased between 2008/09 and 2010/11. The number of events tripled from 1,000 in 2008/09 to 2,950 in 2010/11. Attendances increased by 30% over the same period, from 54,472 to 71,162

- Taken together the overall number of participants in dance classes increased from 54,781 in 2008/9 to 85,208 2010/11. Which means that funded organisations are reaching almost as many people via classes (85,208) as through performances (95,164).
- Scottish Ballet reports strong increases in both the number of education events (up 56% over the period) and participants (up 65% over the period)
- The annual number of project awards specifically for access, outreach and participation has increased from thirteen to thirty two with the total awarded increasing from £177,766 in 2008/9 to £867,234 in 2011/12 and the average award more that doubling from £13,674 to £27,101.

### Cultural Economy

- Three out of four staff members at funded dance companies are employed on a part-time basis – out of 221 staff, 170 (77%) were part-time and 51 (25%) full-time.
- Funded organisations reported overall increases in income from most source types. In combination, these produced a total annual increase in income of 30%, from £1.4 million to more than £2.1million. This is in part due to four new flexible funded organisations being included in the picture.
- When grants from Scottish Arts Council/Creative Scotland are included, it is apparent that between 2008/9 and 2010/11 there was an increase in the % levered by SAC/CS grants from 46% to 53%. Again this is in part due to the inclusion of four new flexible funded organisations for the first time.
- Levels of expenditure increased across all monitored categories from 2008/09 to 2010/11. In combination, these produced a total increase in expenditure of 31%, from just over £2.9 million to almost £4.2 million.
- Total funds allocated to foundation organisations increased from £1,302m in 2008/9 to £1.407m in 2012/13 and to flexible funded organisations it decreased from £555,000 to £547,200
- Scottish Ballet achieved marginal increases in Scottish Government funding over the period. The completion of their major capital project at the Tramway has transformed the appearance of their other income sources in published sources.
- The number of project awards specifically for organisational development made has declined from seven to two and the total sum awarded has gone down from £80,560 in 2008/9 to £34,100 in 2011/12. The average amount awarded has increased from £11,509 to £17,050.
- To summarise the context of project funding for dance the following graphs show trends in the distribution of awards across the current themes of Creative Scotland. This shows in global terms that the amount of project funding to dance has increased from £937,865 in 2008/9 to £1,648,801 in 2011/12. The distribution of project funds across themes has been transformed between 2008/9 and 2011/12 with Access and Participation increasing its share from 19% to 53%.

- The SAC Lottery Fund has invested in dance facilities in nineteen of Scotland's thirty-two local authority areas since it began in 1996.

### Place

- Increasing geographic access to dance is also supported through the project funds already described. These funds are by their nature cross artform as they are given to venues in areas where there is currently little arts provision and is given to allow them to programme the performing arts (dance, music and theatre). We cannot unfortunately ascertain how much was allocated to dance activities. However the number of awards has remained consistent at 34/36 per annum on average although the total amounts awarded have fluctuated over the four year period. The average award in 2008/9 was £22,695 and in 2011/12 it is £17,598.

### Equalities

- It is clear from the annual returns that the value of monitoring equal opportunities policies and actions is much better understood in 2010/11 than in 2009/10. However, it is difficult too draw many conclusions from six organisations.

### International

- Project funding for international work has been available from Scottish Arts Council and now Creative Scotland. The amount of money awarded has decreased from £62,081 in 2008/9 to £54,428 in 2011/12 and the number of awards has also decreased from twenty one to five and the average award has increased from £2,956 to £10,886.

### Audience Research

- Statistics produced by The Source Project which gathers information from theatres with computerised box offices show that between 2006/7 and 2010/11 there was a 20% increase in the number of tickets sold for dance/ballet performances at major theatres in Scotland. This generated a 34% increase in box office takings.
- The Source Project shows that the socio economic makeup of audiences in Scotland show that people from the least advantaged parts of the community (shades of grey, state beneficiaries and low income families) do not attend the major theatres in significant numbers (less than 10%). Compared to the statistic for 'all artforms'

dance/ballet has a similar percentage of 'shades of grey' and 'state beneficiaries' however dance/ballet audiences have a slightly smaller percentage of people from 'low income families'.

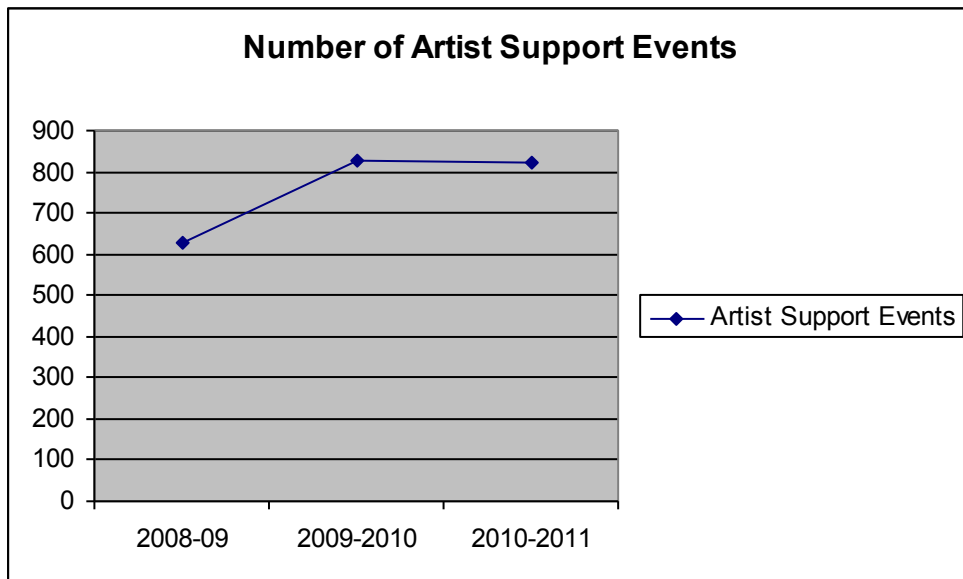
- There has been no significant change in the number of times members of the audience attend dance/ballet. 80% attend one performance a year.
- The number of dance/ballet performance offered increased by 18% between 2006/7 and 2010/11.
- The Edinburgh Festivals period in August is the busiest month of the year for programming dance/ballet.

## Talent Development

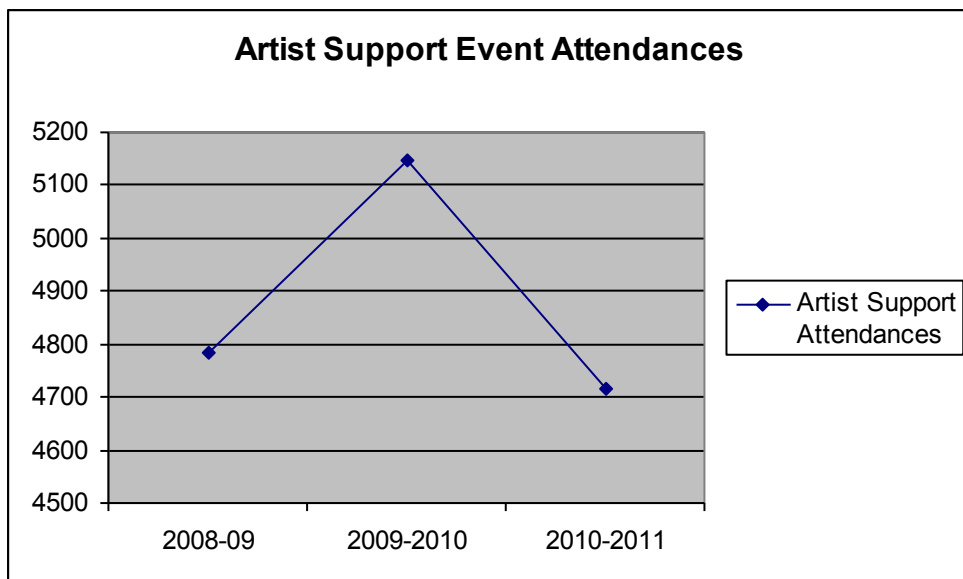
In their annual return Foundation and Flexible Funded organisations are asked to report on the number of continuous professional development events they offer dance artists and the number of events organisations.

### Artist development events<sup>i</sup>

The number of continuous professional development opportunities for artists increased from 626 in 2008/9 to 820 in 2010/11.



The number of artists benefiting from the opportunities increased from 4,785 in 2008/9 to 5,146 in 2009/10 and then decreased to 4,716 in 2010/11





Creative Scotland/SAC funding for the development of talent is a significant aspect of the support going to foundation and flexible funded organisations. However, support also goes through a number of project funding streams operated via 'voted' and Lottery funds. The table below shows that since 2008/9 the number of awards made for talent development have fluctuated and eventually declined from 41 per year to 26 in 2011-12. The amount of money allocated declined steadily from £274k in 2008/9 to £166k in 2010/11 and increased to £202k in 2011/12. The size of the average award has fluctuated between £3626 and £7793.

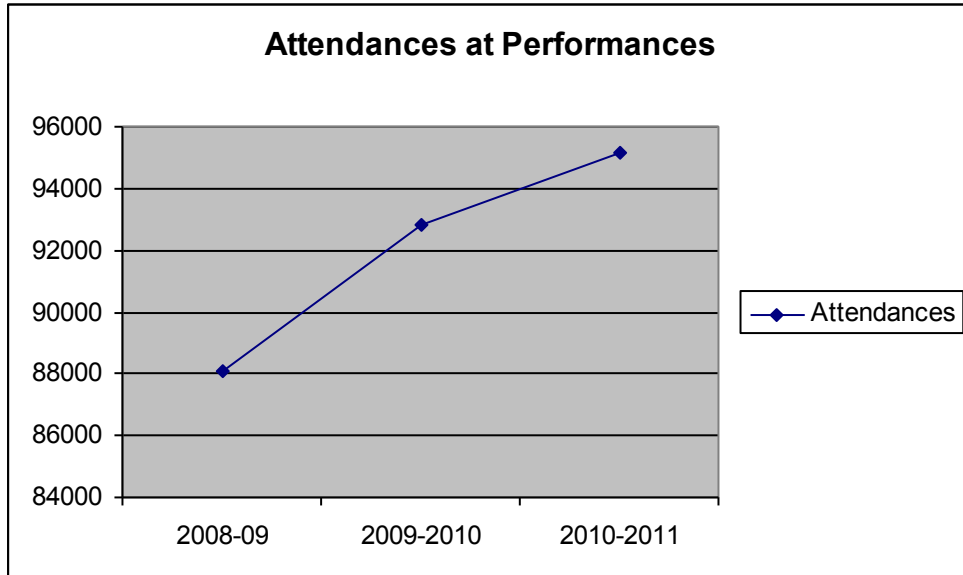
### Project Funding Talent Development

	2008-2009	2009-2010	2010-2011	2011-12
<b>Total Number of Awards</b>	41	57	46	26
<b>Total Grants Awarded</b>	£274,238	£229,263	£166,797	£202,620
<b>Average Award</b>	£6,689	£4,022	£3,626	£7,793
<b>Minimum Award</b>	£243	£210	£225	£300
<b>Maximum Award</b>	£53,421	£35,000	£36,000	£50,000

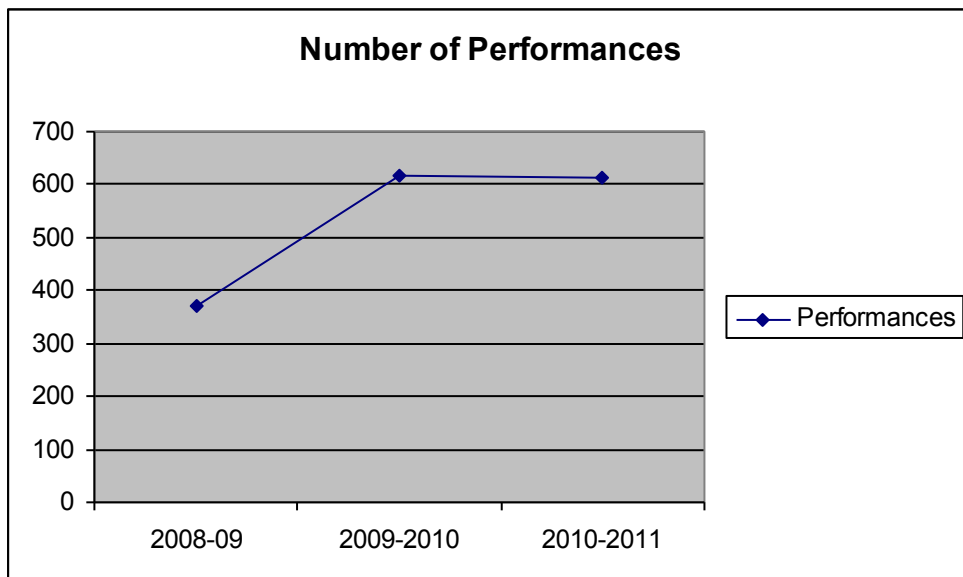
## Quality Productions

### Attendances<sup>ii</sup>

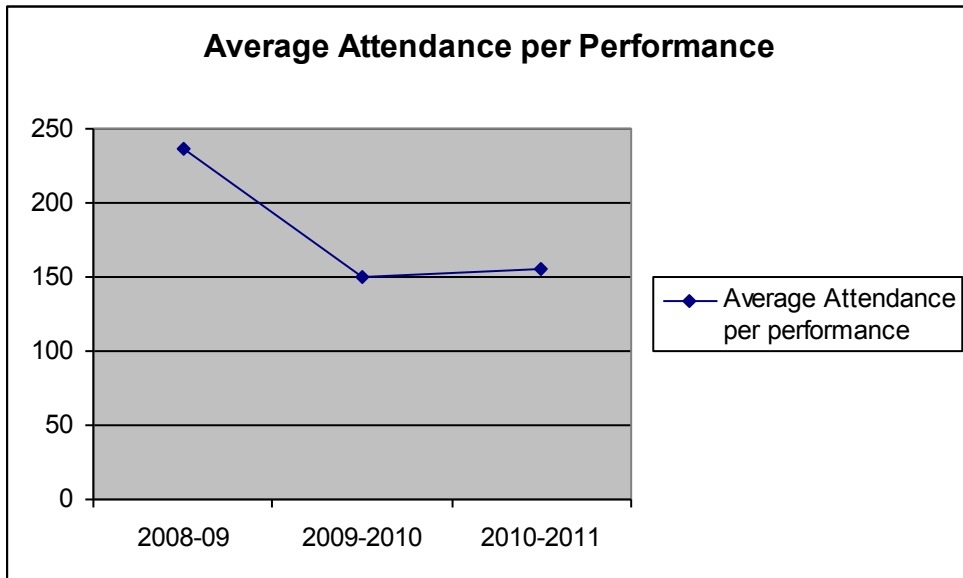
Between 2008/9 and 2010/11 attendances at performances by FOs and FXOs increased from 88,095 to 95,164.



The number of performances offered by Fos/FXOs also increased from 371 to 612.

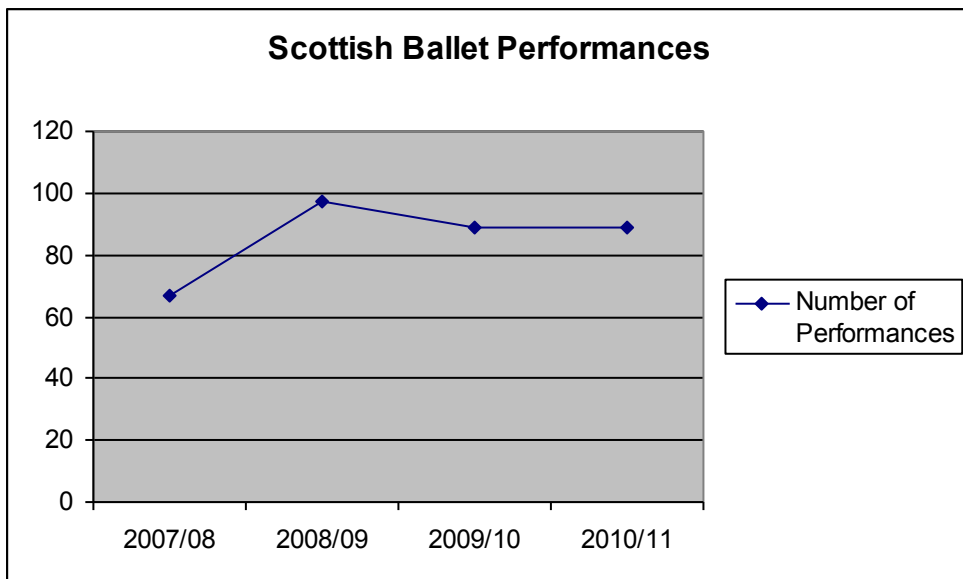


The average attendance at each performance decreased from 237 to 155 which indicates that the companies were more productive in terms of their work and that they were increasing availability of their work through smaller scale venues and touring more. The narrative reports in Appendix A of the first and second editions of this Digest tend to re-inforce this view.

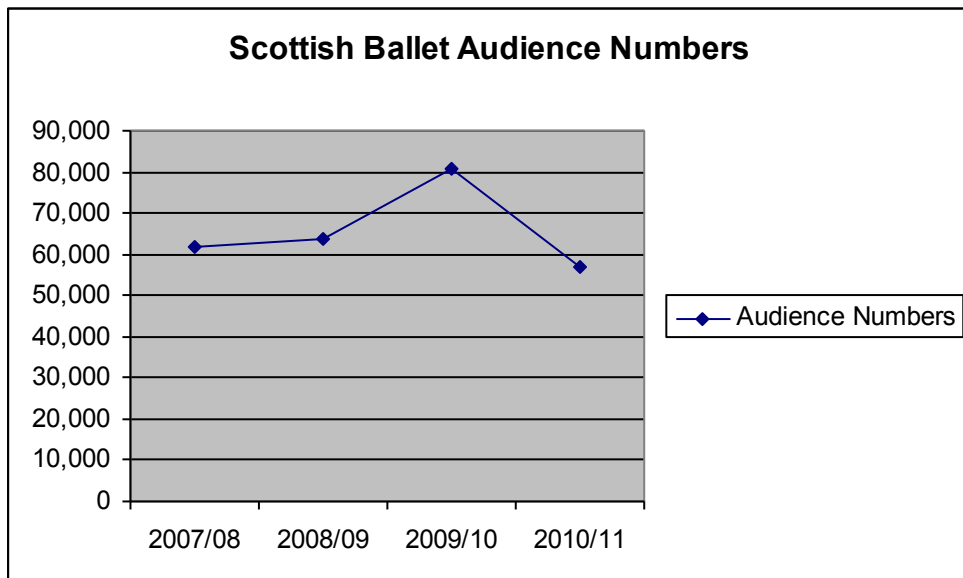


Scottish Ballet<sup>iii</sup>

Scottish Ballet is now funded directly by the Scottish Government however in order to gain an overview of dance audiences and activities in Scotland it is relevant to include statistics in relation to their performances which shows that the number of annual performances has increased from 67 in 2007/8 to 89 in 2010/11.



Total audiences for Scottish Ballet performances have decreased from 61,668 in 2007/8 to 56,896 in 2010/11. This is explained by the fact that in 2010/11 Scottish Ballet performances included a tour of small-scale venues where they can sell out the house but never reach the numbers when performing in the big theatres.



As well as providing funds to foundation and flexible funded organisations to support high quality work, Scottish Arts Council and now Creative Scotland also offer support to quality productions through a range of project funds. Between 2008/9 and 2011/12 the number of project awards increased from ten to seventeen. The amount of money awarded increased from £343k to £490k. However the average size of award decreased from £34,322 to £28,848.

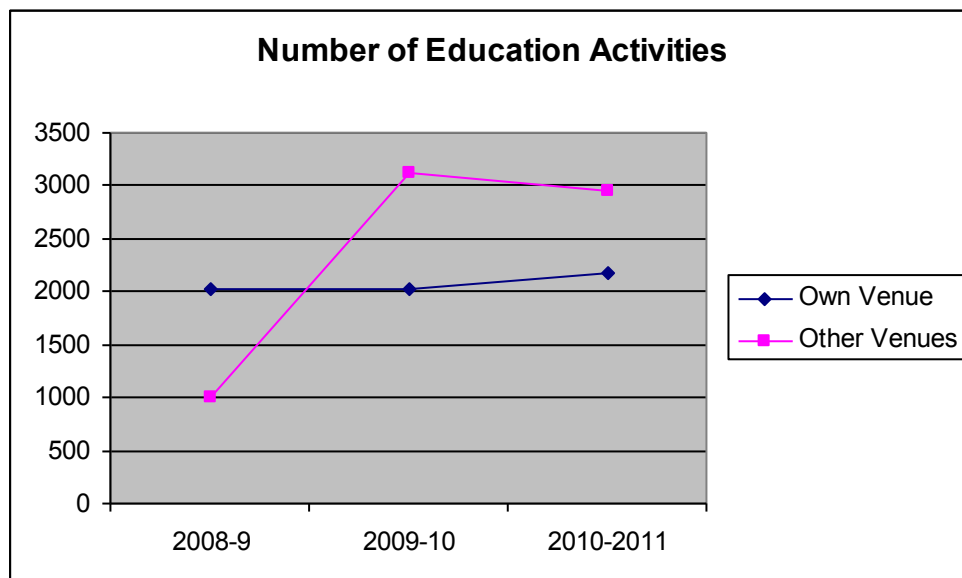
#### Project Funding Quality Productions<sup>iv</sup>

	2008-2009	2009-2010	2010-2011	2011-12
<b>Total Number of Awards</b>	10	13	20	17
<b>Total Grants Awarded</b>	£343,220	£395,535	£476,271	£490,419
<b>Average Award</b>	£34,322	£30,426	£23,814	£28,848
<b>Minimum Award</b>	£6,194	£2,500	£2,000	£1,200
<b>Maximum Award</b>	£76,000	£126,363	£80,000	£100,000

## Access, Audience Development, Participation

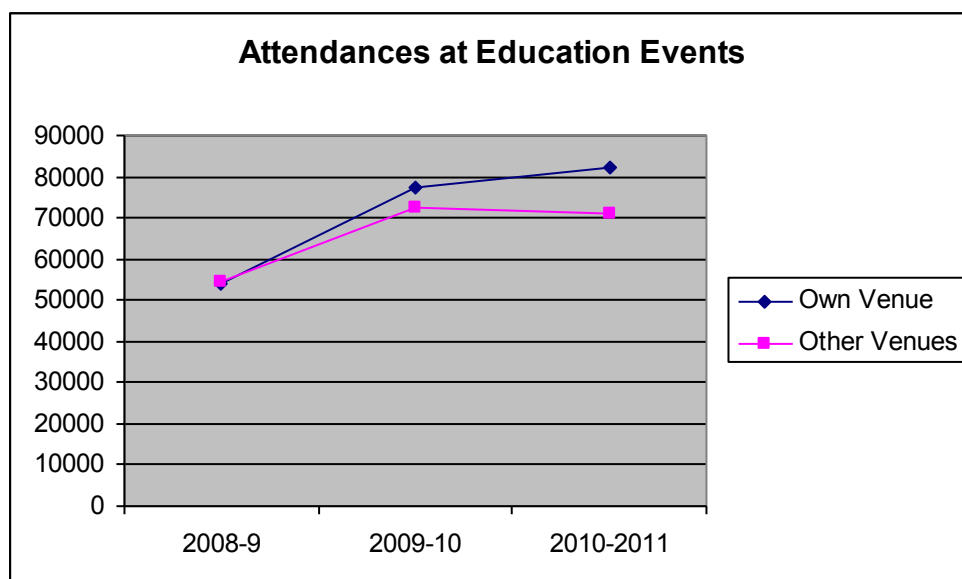
### Education and outreach projects in own venue<sup>v</sup>

The numbers of education and outreach events delivered by funded organisations in their own venues in 2008/09 (2,030) and 2010/11 (2,168) showed an increase. However, attendances at these rose by 53%, from 53,781 in 2008/09 to 82,258 in 2010/11.



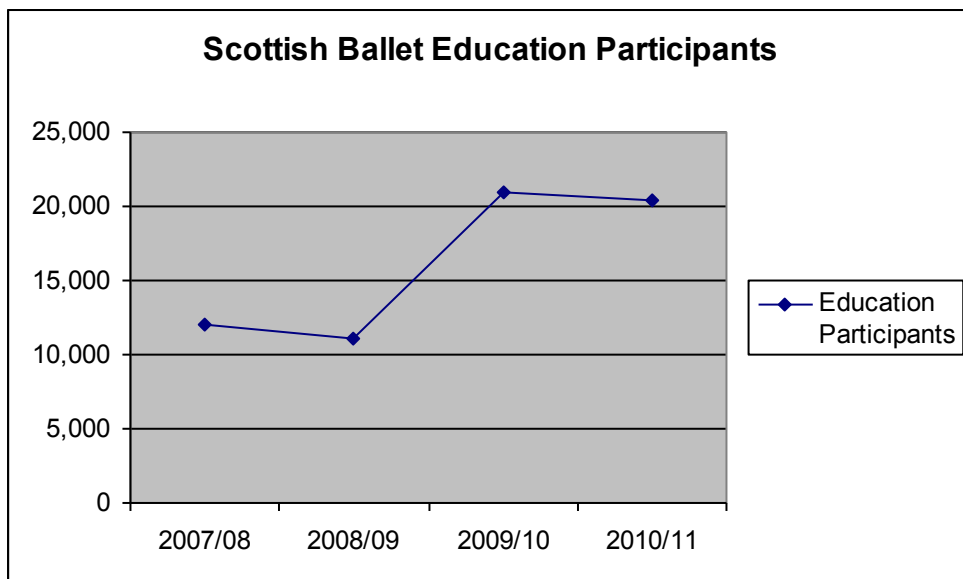
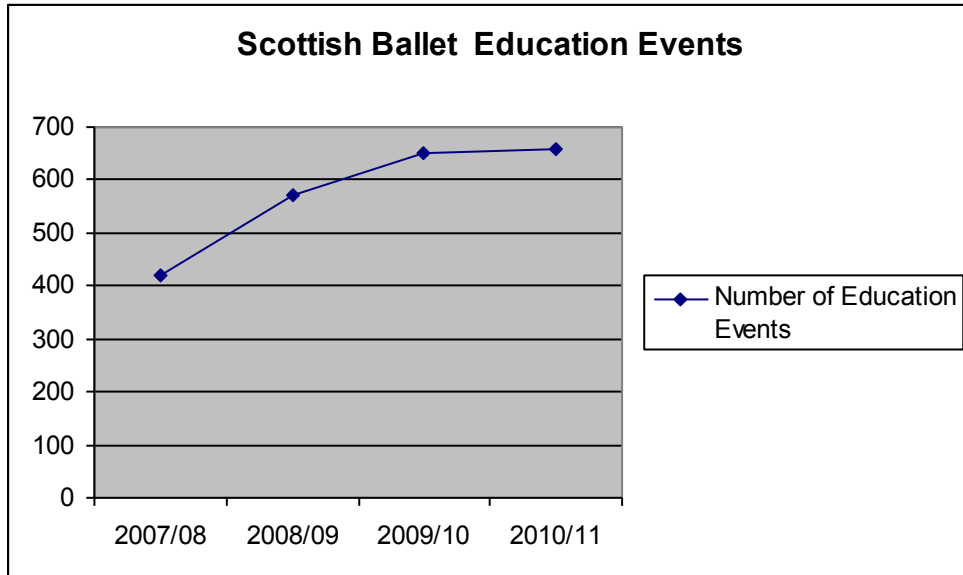
### Education and outreach projects in external venues<sup>vi</sup>

In terms of education and outreach projects delivered in external venues, both the numbers of events and attendances at these increased between 2008/09 and 2010/11. The number of events tripled from 1,000 in 2008/09 to 2,950 in 2010/11. Attendances increased by 30% over the same period, from 54,472 to 71,162.



## Scottish Ballet Education

Scottish Ballet reports strong increases in both the number of education events (up 56% over the period) and participants (up 65% over the period)



## Project Funding Access, Audience Development and Participation

As well as support to Foundation and Flexible funded organisations, Scottish Arts Council and now Creative Scotland offer a range of project funds for audience development, outreach and participation in dance. The number of awards has increased from thirteen to thirty two with the total awarded

increasing from £177,766 to £867,234 and the average award more that doubling from £13,674 to £27,101.

	2008-2009	2009-2010	2010-2011	2011-12
<b>Total Number of Awards</b>	13	17	7	32
<b>Total Grants Awarded</b>	£177,766	£807,957	£132,800	£867,234
<b>Average Award</b>	£13,674	£47,527	£18,971	£27,101
<b>Minimum Award</b>	£4,950	£800	£200	£200
<b>Maximum Award</b>	£265,905	£50,000	£152,164	£152,164

### Taking Part

Dance is the second most popular cultural activity amongst Scottish adults after reading. Nineteen per cent of the Scottish adult population, or nearly one million people. Took part in a dance activity in 2009.<sup>vii</sup>

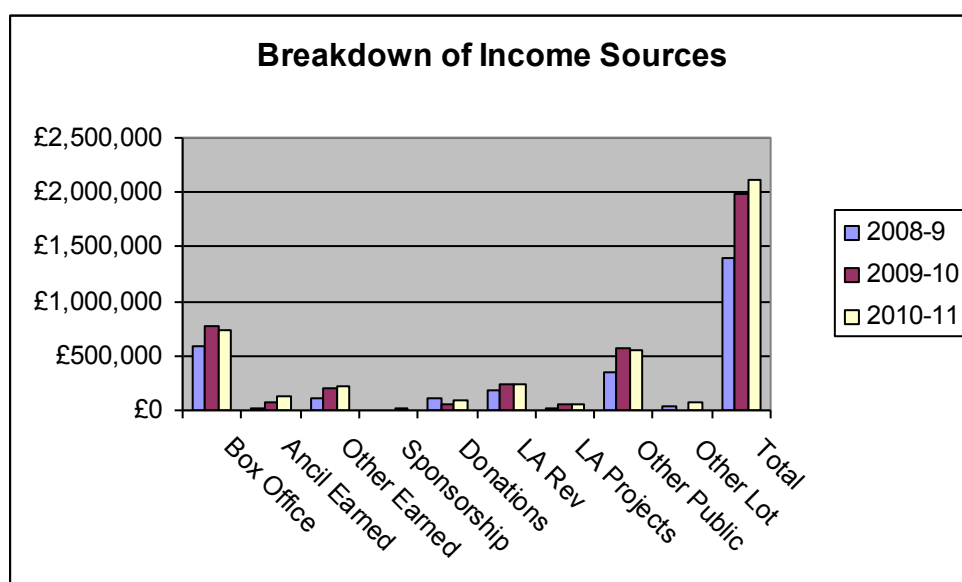
## Cultural Economy

### Staffing<sup>viii</sup>

Three out of four staff members at funded dance companies are employed on a part-time basis – out of 221 staff, 170 (77%) were part-time and 51 (25%) full-time.

### Income<sup>ix</sup>

Funded organisations reported overall increases in income from most source types. In combination, these produced a total annual increase in income of 30%, from £1.4 million to more than £2.1million. This is in part due to four new flexible funded organisations being included in the picture.

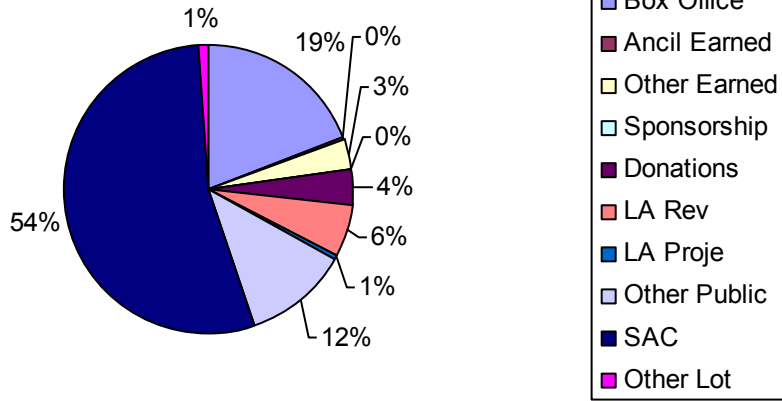


### SAC Contribution to Organisations

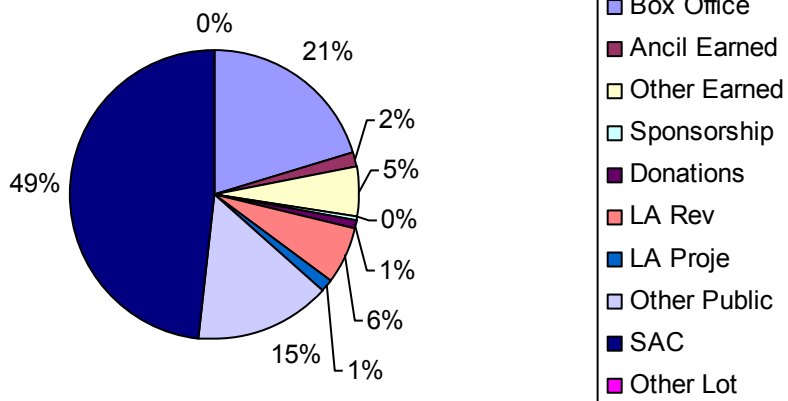
When grants from Scottish Arts Council/Creative Scotland are included, it is apparent that between 2008/9 and 2010/11 there was an increase in the % levered by SAC/CS grants from 46% to 53%. Again this is in part due to the inclusion of four new flexible funded organisations for the first time.

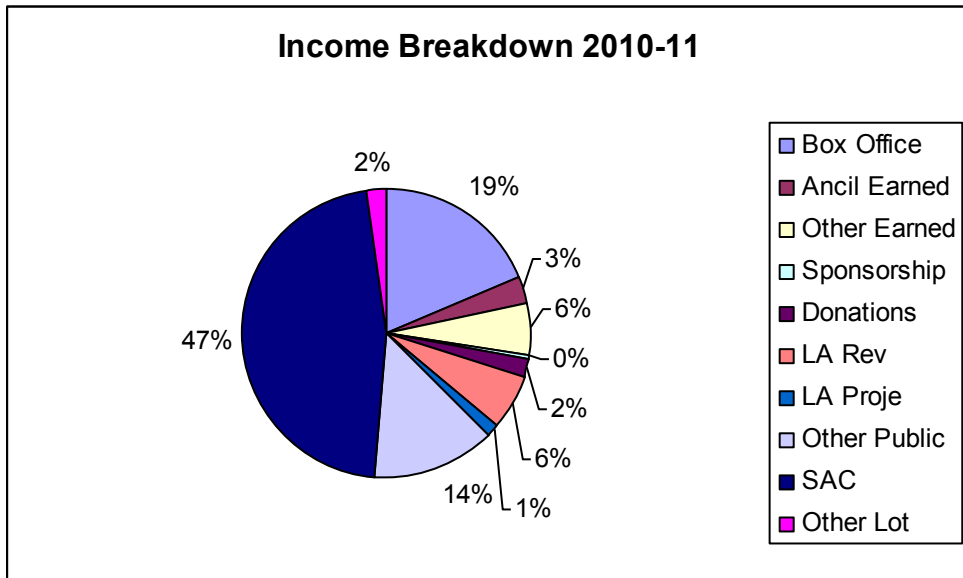


### Breakdown of Income Sources 2008/09



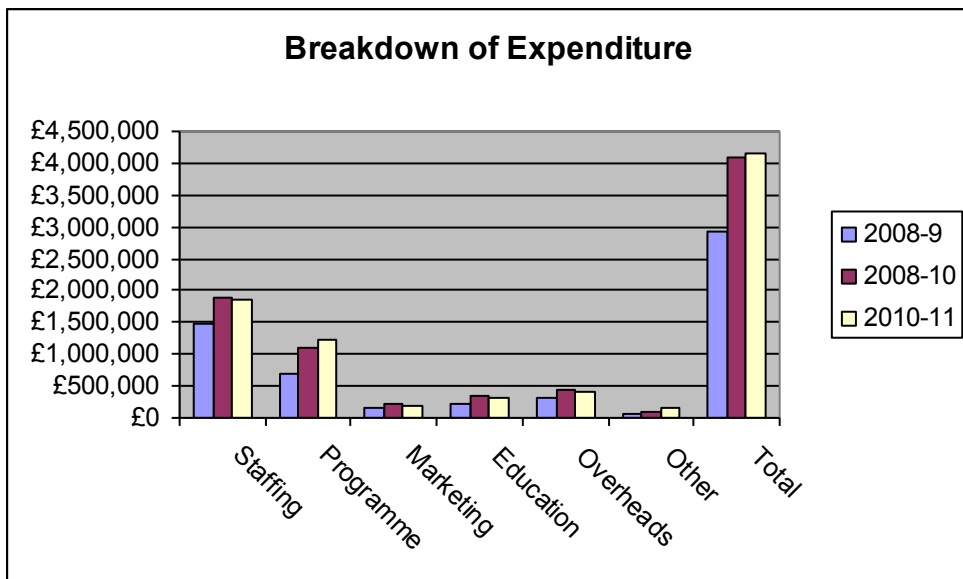
### Breakdown of Income 2009/10





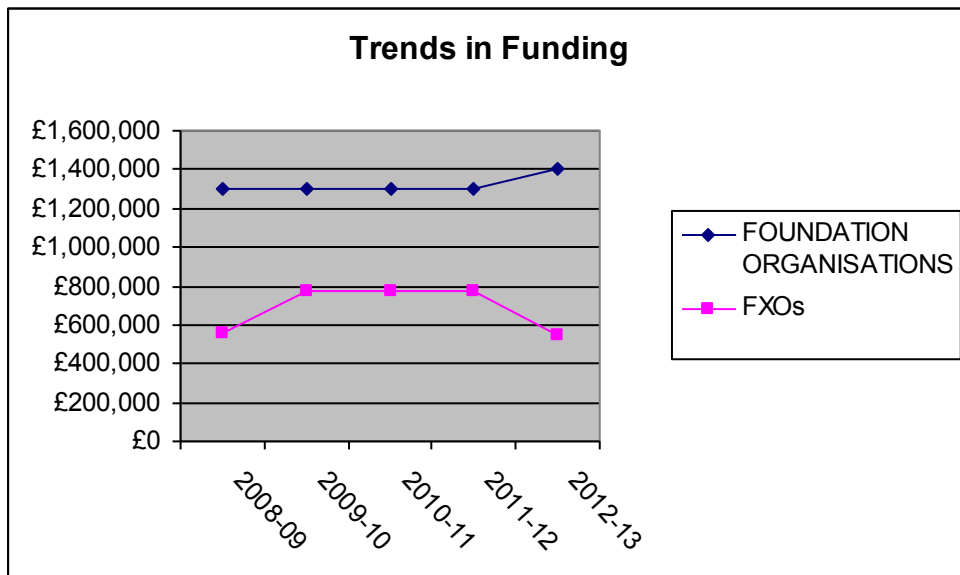
### Expenditure<sup>x</sup>

Levels of expenditure increased across all monitored categories from 2008/09 to 2010/11. In combination, these produced a total increase in expenditure of 31%, from just over £2.9 million to almost £4.2 million.



### Funding to Foundation and Flexible Funded Organisations<sup>xi</sup>

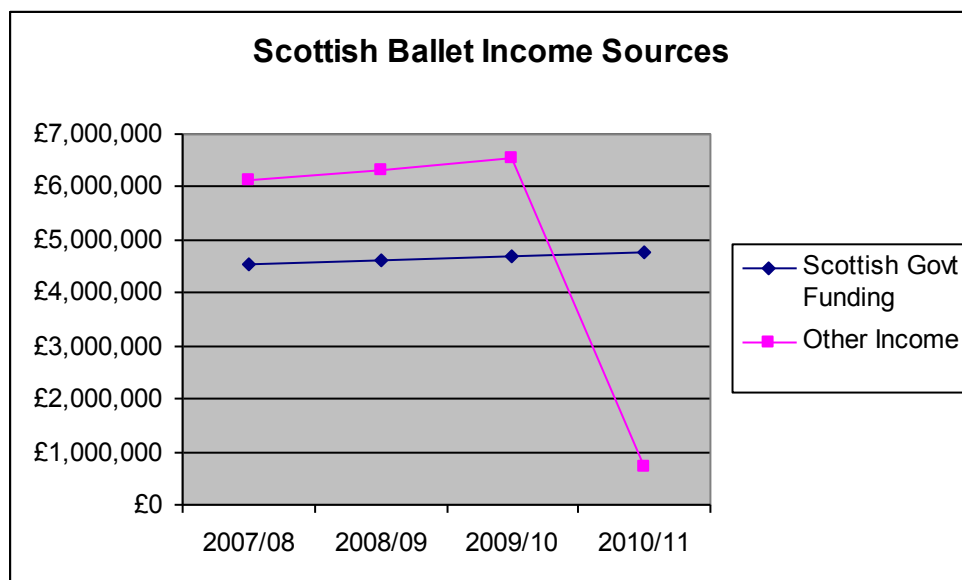
Total funds allocated to foundation organisations increased from £1,302m in 2008/9 to £1.407 in 2012/13 and to flexible funded organisations it decreased from £555,000k to £547,200



<b>FOUNDATION ORGANISATIONS</b>	<b>2008-09</b>	<b>2009-10</b>	<b>2010-11</b>	<b>2011-12</b>	<b>2012-13</b>	Review*
City Moves [Aberdeen City Council]	£70,700	£70,700	£70,700	£70,700	£70,700	Standstill
Dance Base Limited	£303,000	£303,000	£303,000	£303,000	£328,000	Uplift of £25,000 consolidating project funds
Scottish Dance Theatre	£808,000	£808,000	£808,000	£808,000	£868,000	Uplift of £60,000
Scottish Youth Dance	£121,200	£121,200	£121,000	£121,200	£141,200	Uplift of £20,000 consolidating project funds
* Foundation Review outcome						
<b>Flexible Funded Organisations</b>						
Company Chordelia		£110,000	£110,000	£117,200	£117,200	FXO since 2009/10
Dance House		£70,000	£70,000	£80,000	£80,000	FXO since 2009/10
David Hughes Dance		£110,000	£110,000	£140,000	£140,000	FXO since 2009/10
Indepen-dance		£50,000	£50,000	£60,000	£60,000	FXO since 2009/10
New Moves International	£200,000	£230,000	£230,000	£230,000	£0	ceased operating November 2011
Plan B	£70,000	£110,000	£110,000	£150,000	£150,000	FXO since 2009/10
Stammer Productions	£80,000	£90,000	£90,000	£0	£0	ceased to be FXO March 2011
X-Factor Dance Co	£130,000					ceased to be FXO March 2009
Scottish Traditions of Dance Trust	£75,000					ceased to be FXO March 2009
<b>Total</b>	<b>£1,857,900</b>	<b>£2,072,900</b>	<b>£2,072,700</b>	<b>£2,080,100</b>	<b>£1,955,100</b>	

## Scottish Ballet Funding

Scottish Ballet achieved marginal increases in Scottish Government funding over the period. The completion of their major capital project at the Tramway has transformed the appearance of their other income sources.

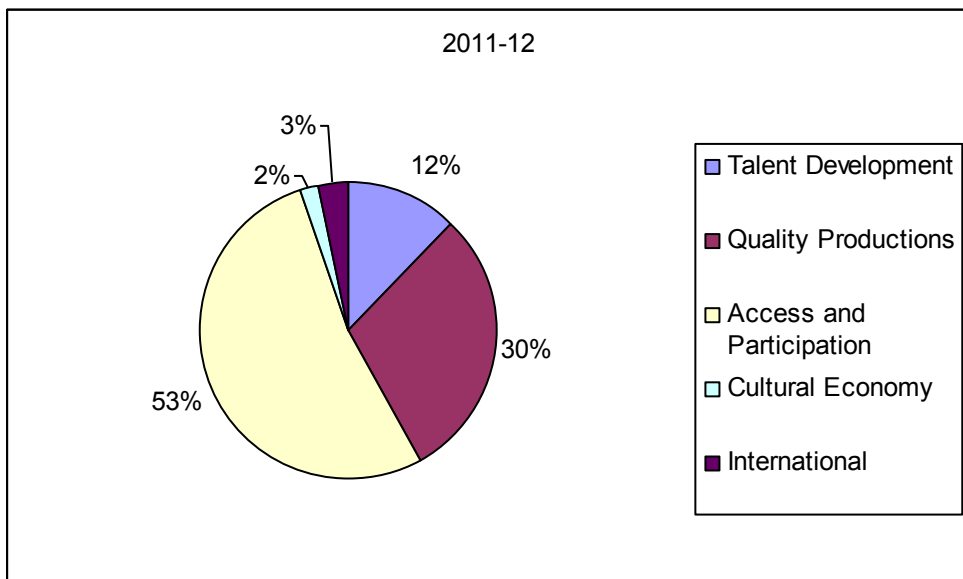
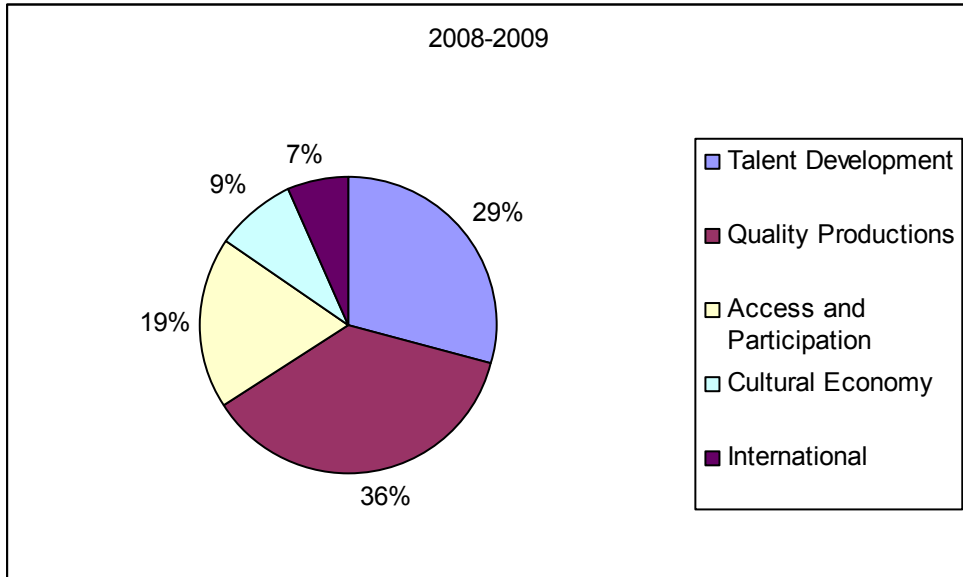


## Project Funding Cultural Economy

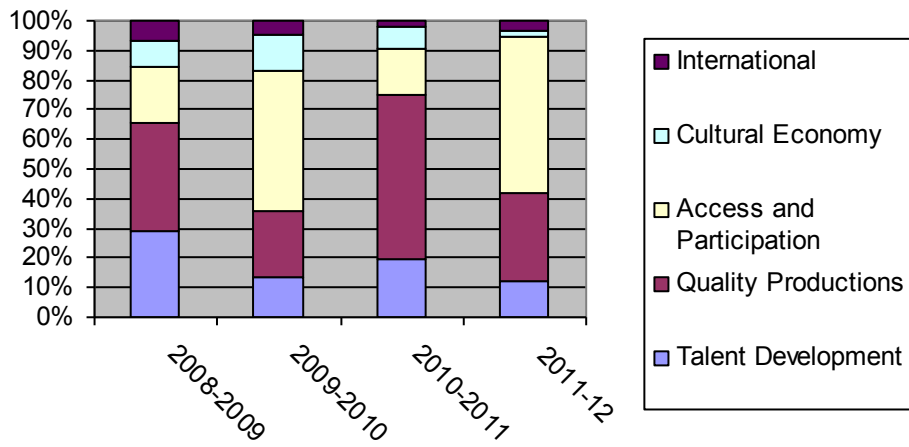
As well as foundation and flexible funding, support is also available for organisation development projects from Scottish Arts Council and now Creative Scotland. The number of awards made has declined from seven to two and the total sum awarded has gone down from £80,560 in 2008/9 to £34,100 in 2011/12. The average amount awarded has increased from £11,509 to £17,050.

	2008-2009	2009-2010	2010-2011	2011-12
<b>Total Number of Awards</b>	7	14	4	2
<b>Total Grants Awarded</b>	£80,560	£213,019	£68,717	£34,100
<b>Average Award</b>	£11,509	£15,216	£17,179	£17,050
<b>Minimum Award</b>	£3,000	£2,000	£8,717	£9,100
<b>Maximum Award</b>	£25,000	£30,000	£25,000	£25,000

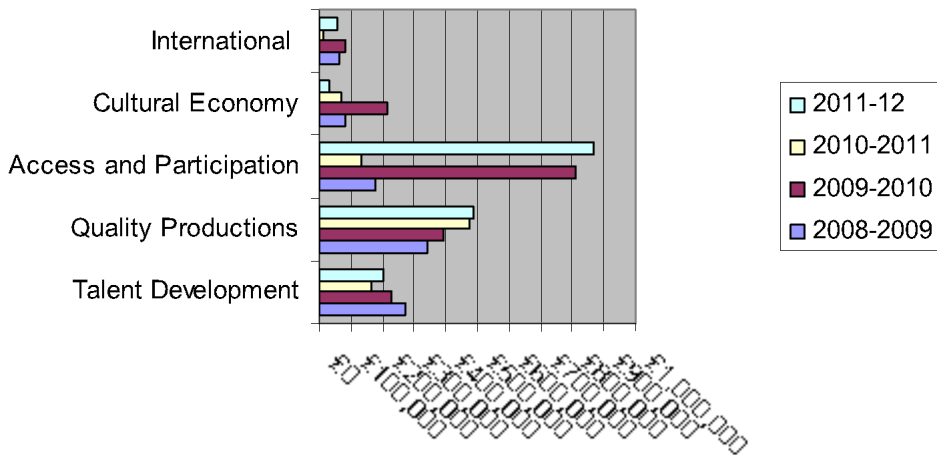
To summarise the context of project funding for dance the following graphs show trends in the distribution of awards across the current themes of Creative Scotland. This shows in global terms that the amount of project funding to dance has increased from £937,865 in 2008/9 to £1,648,801 in 2011/12 . The distribution of project funds across themes has been transformed between 2008/9 and 2011/12 with Access and Participation increasing its share from 19% to 53%.



### Thematic Breakdown of Project Awards



### Trends in Project Themes



## Capital

The following table<sup>xii</sup> gives an overview of all the capital projects in Scotland where facilities for dance were improved through support from Lottery funds administered by Scottish Arts Council and more recently Creative Scotland.

<b>DANCE Specific Facilities</b>			
<b>Name</b>	<b>Amount</b>	<b>Local Authority</b>	<b>Dance</b>
City Moves Dance Space	£41,250	Aberdeen City	Yes
Ballet West	£24,567	Argyll and Bute	Yes
Dundee College (The Space)	£2,300,000	Dundee City	Yes
Dundee College Dance Centre	£6,500	Dundee City	Yes
Dundee Repertory Theatre Limited	£662,325	Dundee City	SDT Studio
Dundee Rep Theatre Ltd	£73,247	Dundee City	SDT studio
Dundee Rep Theatre Ltd	£9,150	Dundee City	SDT technical equipment
Dance Base Limited	£4,914,823	Edinburgh	Yes
Dance Base Limited	£529,972	Edinburgh	Yes
Dance Base Ltd	£4,914,823	Edinburgh	Yes
Dance Base Ltd	£3,875	Edinburgh	Yes
Dance Base Ltd	£4,000	Edinburgh	Yes
Scottish Ballet Headquarters Glasgow	£3,825,000	Glasgow	Yes

**PERFORMING ARTS FACILITIES includes studio and/ or performance space suitable for dance**

The Lemon Tree	£451,011	Aberdeen City
Aberdeen City Council (His Majestys Theatre)	£2,000,000	Aberdeen City
Woodend Barn Arts Centre	£167,250	Aberdeenshire
Dundee Rep Theatre Ltd	£2,382,000	Dundee City
Dundee Rep Theatre Ltd	£45,000	Dundee City
Dundee Rep Theatre Ltd	315,000	Dundee City
Brunton Theatre Trust	£1,185,200	East Lothian
North Edinburgh Arts Centre	£1,750,500	Edinburgh
Falkirk Town Hall, Civic Centre	£208,000	Falkirk
Byre Theatre of St Andrews Limited	£3,385,000	Fife
Byre	£300,000	Fife
Byre	£4,022,895	Fife
Byre	£1,026,295	Fife
Byre	£4,000	Fife
Arches Theatre	£3,469,630	Glasgow
Centre for Contemporary Arts	£7,491,704	Glasgow
Glasgow City Council (Tramway)	£2,300,000	Glasgow
Glasgow City Council (Platform at The Bridge)	£2,200,000	Glasgow
Arches Theatre	£3,469,630	Glasgow
Arches Theatre	£93,608	Glasgow
Arches Theatre	£8,043	Glasgow
Centre for Contemporary Arts	£7,491,704	Glasgow

Centre for Contemporary Arts	£126,257	Glasgow
Centre for Contemporary Arts	£9,500	Glasgow
Tramway	£2,300,000	Glasgow
Tramway	£11,365	Glasgow
Tramway	£70,095	Glasgow
Eden Court Theatre Ltd	£472,586	Highland
Aros	£802,000	Highland
Aros (Isle of Skye) Ltd	£802,000	Highlands
Eden Court Theatre, Inverness	£2,305,000	Highlands
Greenock Arts Guild	£2,685,540	Inverclyde
Cumbernauld Theatre Trust Ltd.	£10,350	North Lanarkshire
Birnam Institute Trust, The	£689,425	Perth & Kinross
Birnam Institute Trust	£689,435	Perth and Kinross
Paisley Arts Centre	£56,420	Renfrewshire
Peebles Art Centre/ Regional Arts Centre	£4,000	Scottish Borders
Eastgate Theatre (Peebles) Limited	£1,593,343	Scottish Borders
University of Stirling (Macrobert)	£3,350,000	Stirling
Macrobert Arts Centre	£75,000	Stirling
Macrobert Arts Centre	£45,967	Stirling
Macrobert Arts Centre	£10,500	Stirling
Macrobert Arts Centre	£24,797	Stirling
Macrobert Arts Centre	£50,000	Stirling
Macrobert Arts Centre	£7,000	Stirling
Macrobert Arts Centre	£6,879	Stirling
Macrobert Arts Centre	£9,000	Stirling
MacRobert Arts Centre	£3,350,000	Stirling
West Lothian Council (Howden Park)	£1,295,333	West Lothian
An Lanntair, Stornoway	£3,061,080	Western Isles
An Lanntair Trust	£3,856,517	Western Isles
An Lanntair Trust	£25,000	Western Isles

## **Dance Funding**

Dance now occupies its own place within the arts funding structure with funding for dance companies from Creative Scotland and the Scottish Government rising to £7.3m in 2010/11, an increase of 100% on 2002/3 levels.<sup>xiii</sup>

## **Dance Employment**

Between 2006/07 and 2008/9 the number of dancers/choreographers working in the UK increased by 50%. The performing arts as a whole increased by 25% over the same period.<sup>xiv</sup>



## Place

Increasing geographic access to dance is also supported through the project funds already described. These funds are by their nature cross artform as they are given to venues in areas where there is currently little arts provision and is given to allow them to programme the performing arts (dance, music and theatre). We cannot unfortunately ascertain how much was allocated to dance activities. However the number of awards has remained consistent at 34/36 per annum on average although the total amounts awarded have fluctuated over the four year period. The average award in 2008/9 was £22,695 and in 2011/12 it is £17,598.

### Project Funding Place

	2008-2009	2009-2010	2010-2011	2011-12
<b>Total Number of Awards</b>	34	22	70	36
<b>Total Grants Awarded</b>	£771,624	£549,989	£1,089,200	£633,528
<b>Average Award</b>	£22,695	£25,000	£15,560	£17,598
<b>Minimum Award</b>	£3,000	£2,100	£300	£2,640
<b>Maximum Award</b>	£175,000	£175,000	£117,100	£70,000

Dance was programmed in nearly 40 venues across Scotland in 2008/9, from Shetland to Dumfries and from Stornaway to Peebles.<sup>xv</sup>

## Equalities

### Equal Opportunities<sup>xvi</sup>

Total Organisations Surveyed	10
Total who monitor disability	6
Total Staff (artistic)	101
Total Disabled (artistic)	12
Total Staff	165
Total Disabled	14
Total who monitor ethnicity	6
Total Staff (artistic)	103
Total BME (artistic)	5
Total Staff	184
Total BME	6
Total who monitor gender	5
Total Staff (artistic)	102
Total Women (artistic)	73
Total Staff	153
Total women	108
Total Board Members	29
Total Disabled Board Members	0
Total Women Board Members	12
Total BME Board Members	1

It is clear from the annual returns that the value of monitoring equal opportunities policies and actions is much better understood in 2010/11 than in 2009/10. However, it is difficult too draw many conclusions from six organisations.

### Disability

In 2007 the Scottish Arts Council commissioned Jo Verrant to undertake a report into Dance and Disability in Scotland. Recommendations from this report fell into five areas:

- Raising the profile
- Investing for long term development
- Increasing access to advice, guidance, support and training
- Building bridges, sharing practice
- Advocacy

A number of strategic developments were taken forward in response to this report and grants awarded to support disabled dance artists cut across the themes of Talent, Quality Production, Access and Participation and International.

Project awards include:

2008/09	Claire Cunningham	£11,300	Towards the cost of research time into the development of a new solo work entitled 'Mobile' and premiering at DADA Fest 2008
---------	-------------------	---------	--

	Robert Synge	£6390	Towards studio rehearsal space and artist fees for the development of an integrated dance choreography
	Claire Cunningham	£22,785.00	Towards a professional development programme to enhance skills in performance, teaching and administration as a freelance performance artists
	Janice Parker	£10,000	Towards the cost of creating new work by experienced individuals with learning disabilities
	Indepen-dance	£28,560.00	Towards the cost of developing the capacity to plan and deliver and employing a part-time administrator
	Indepen-dance	£6140	Towards the cost of hosting a performance evening in Tramway as a forerunner to the "Moving On" Dance + Disability Conference
	Indepen-dance	£200	Towards travel costs for dancers attending and performing at an intergrated dance festival in Wales
	Waterbaby	£11,931	Towards the cost of three outreach activities by English professional inclusive dance companies that will take place in Scotland
	Scottish Dance Theatre	£30,000	Towards an Associate Director placement for a disabled artist
	Scottish Dance Theatre	£80,000	Towards the costs of a two year dance disability post based at Scottish Dance Theatre to break new artistic ground within mainstream dance
	The Dance House	£10,000	Towards the cost of mounting a conference on dance and disability, bringing together national and international practitioners.
2009/10	Linda Payne	£1970	Towards the cost of training with two teachers to improve and enhance current skills for working with people with impairments.
	Gail Sneddon	£5152	Towards the cost of a multi-screened, moving image installation based on a theoretical study into Disassociation Identity Disorder.
	Indepen-dance	£30,000	Towards improving effectiveness and sustainability by building capacity in Artistic Leadership, Governance and Profile Raising.
	Waterbaby	£2990	Towards the cost of the development and execution of a professional standard touring piece for Waterbaby Company.
	Scottish Dance Theatre	£30,000	Towards the cost of the future development of the Dance Agent for Change programme
	Claire Cunningham	£19,914	Towards the cost of presenting 'ME (Mobile/Evolution)' by Claire Cunningham at the Edinburgh Fringe Festival as part of Made in Scotland 2009.
	Claire Cunningham	£17,960	Towards the cost of touring ME: Mobile/Evolution in Scotland.
	Culture Sport Glasgow	£4950	Towards the cost of supporting a series of Moving On seminar events.
2010/11	Janice Parker	£25,000	Towards the cost of presenting 'Private Dancer' an experimental and intimate work at the Edinburgh Festival Fringe as part of Made in Scotland 2010.

	Scottish Dance Theatre	£10,000	Towards the cost of presenting 'The Life and Times of Girl A' and 'NQR' at the Edinburgh Festival Fringe as part of Made in Scotland 2010.
	Claire Cunningham	£5940	Towards the cost of the creation of a new work by Claire Cunningham entitled Menage a Trois.
	Indepen-dance	£10,000	Towards the cost of employing an administrator.
2011/12	Marc Brew	£6000	Towards the cost of creating a new work from an abstract position to using Beckett's Happy Days and responding to its themes and ideas through dance.
	Waterbaby	£36,000	Towards a project to identify talented individuals with the potential to train in dance, equipping them with the motivation, expectation and skills to access dance training and to begin careers as independent artists
	Caroline Bowditch	£25,000	Towards presenting Leaving Limbo Landing at the Edinburgh Festival Fringe as part of Made in Scotland 2012.
	National Theatre of Scotland	£40,000	Towards the cost of the production and tour of Claire Cunningham's Menage a Trois to Southbank, dadafest, Glasgow, Dundee, Edinburgh and Aberdeen during 2012.

Scottish Arts Council contributes to the Unlimited 2012 programme for disabled artists with the other UK arts council for the Cultural Olympiad. Five Unlimited commissions were awarded to choreographers from Scotland as part of this.

## International

Project funding for international work has been available from Scottish Arts Council and now Creative Scotland. The amount of money awarded has decreased from £62,081 in 2008/9 to £54,428 in 2011/12 and the number of awards has also decreased from twenty one to five and the average award has increased from £2,956 to £10,886.

	2008-2009	2009-2010	2010-2011	2011-12
<b>Total Number of Awards</b>	21	23	13	5
<b>Total Grants Awarded</b>	£62,081	£83,666	£19,576	£54,428
<b>Average Award</b>	£2,956	£3,984	£932	£10,886

### Support from Key Agencies<sup>xvii</sup>

The following is included as a summary of the involvement of the Scottish Government, the British Council and Visiting Arts in the international work of dance companies in Scotland.

The Scottish Government introduced the Edinburgh Festivals Expo fund in 2008/09, a £2M investment to promote the work of Scottish artists at Edinburgh's 12 major festivals, managed by Scottish Arts Council/ Creative Scotland. Funding from the Expo fund has support Made in Scotland which platforms the work of selected Scottish dance and theatre companies at the Edinburgh Festival Fringe. Funding is also available towards international touring rising from performances at the Fringe.

### Edinburgh Festivals Expo Fund/ Made in Scotland

Description of Activity	Period	Artists / Arts Organisations Involved	Country / Countries	Level of Award
Touring to Festival Junger Tanz and Krokusfestival	Feb 2010	Tabula Rasa Dance Company	Germany Belguim	£8,050
Tour of <i>Mobile / Evolution</i>	May - Sept 2010	Claire Cunningham	Germany, Italy, Poland and Ireland	£17,960
Tour to Netherlands and Luoghi Comuni Festival in Italy	June and Oct 2010	Scottish Dance Theatre	Italy Netherlands	£10,468
Tour of <i>The Red Room</i>	March – May 2011	David Hughes Dance Co	Germany	£4450
Residency at the Lugh Comuni Festival in Italy	March 2012	Scottish Dance Theatre	Italy	£5000

## Scottish Government

Description of Activity	Period	Artists/Orgs involved	Country / Countries	Funding	Partners
Shanghai Expo	Jun / Jul 2010	Janis Claxton and Alan Grieg	China	£30,000	Scottish Govt, British Council, Creative Scotland and Dance Base (Catalyst Dance Management).

### British Council

Description of Activity	Period	Artists/Orgs involved	Country / Countries	BC Funding	Partners
Shanghai Expo	June - July 2010	Janis Claxton Dance Company (dancer/choreographer); X Factor's Alan Grieg (dancer/choreographer)	China	£17,960	British Council, Scottish Govt, Creative Scotland and Dance Base (Catalyst Dance Management).

### International Network for Contemporary Performing Arts/ IETM 2008-2010

Creative Scotland provided support for a number of delegates from Scotland to attend IETM meetings over a period of three years, 2008-2010. IETM was hosted in Glasgow in November 2011 and financial support was given to Dance Base, Dance House, Scottish Dance Theatre and Stammer Productions so that they could fully engage with the process.

### EU Funding

The following are projects, which have some element of arts, culture or the creative industries, were funded by the EU Structural Funds in the 2000-2006 period:

East	OB2	ERDF	Scottish Dance Theatre - New Studio	Dundee Repertory Theatre	280,926
Gen	OB3G	ESF	Fly Right Dance	East Lothian	16,900

## Education

### Dance Education

In Scotland's new Curriculum for Excellence <sup>xviii</sup>, dance is acknowledged as an Expressive Arts subject in its own right. This is the first time that Dance has been recognised as discrete subject area, having previously been part of the Physical Education curriculum.

There is one specialist dance school, the Dance School of Scotland at Knightwood Secondary School. The Scottish Government supports 90% of the running costs of the Dance School of Scotland- one of nine Centres of Excellence in the performing arts in Scotland- enabling it to offer specialist dance training at no charge to young people alongside mainstream secondary education. Young <sup>xix</sup> people from the Dance School of Scotland go on to study dance at degree level at the world's leading dance colleges.

The Scottish Qualification Authority introduced the Higher in Dance Practice in 2001/02. Although total numbers of students being entered for this course are still relatively small, there has been a significant increase in ten years with 10 entries and 8 awards in 2001/02 to 294 entries and 231 awards in 2010/11.

There are very few specialist dance teachers in the education system in Scotland. There is no training for teachers specialising in dance at the Post-Graduate Diploma in Education level required to become a registered teacher with the General Teaching Council in Scotland.

### Teaching Dance in the private sector

The Council for Dance Education and Training has over 1,600 Scottish-based teachers within its memberships, many of whom will teach a variety of different dance styles in private dance schools. Between them, these teachers are estimated to be reaching at least 800,000 people each year. <sup>xx</sup>

### Dance Training

There have been great advances in the provision of dance training in Scotland in recent years. <sup>xxi</sup>

In 2009 Scottish Ballet launched a BA in Modern Ballet at the Royal Conservatoire, attracting students from around the world. This now provides a clear pathway in Scotland for up to 20 students each year to study Ballet to professional level.

It is possible to study for a BA in Dance in two colleges in Scotland. The Scottish School of Contemporary Dance at Dundee College trains students exclusively in contemporary dance and Edinburgh's Telford College offers a course, which includes contemporary, ballet and jazz. 35 students achieved a BA in Dance in Scotland in 2009.

A handful of colleges offer HNC and HND courses in contemporary and professional stage dance and several further education colleges offer an NQ in various dance styles. This unit is becoming increasingly popular, with entries increasing by 368%, from 663 in 2001 to 3102 in 2008.

There are also routes for training in Highland Dancing, with the Scottish Official Board of Highland Dancing supporting the collaboration of the many teachers and associations, which teach and promote Highland Dancing in Scotland and across the world. The SOBHD represents over 10,000 people and organisations worldwide.

The Dance Leaders programme is spreading across the country, providing training for young people aged 13+ who wish to use dance to help develop their leadership skills.



## Appendix A:

### New Moves International Ltd.

New Moves International Ltd was a flexibly funded organisation who produced the annual New Territories Festival in Glasgow. They submitted annual returns for the two years 2008/9 and 2009/10., however, eased trading in November 2011 without submitting an annual return for 2010/11 although they ran activities and received funding during that year. In order to track global trends over the full three years covered by this Digest, all references to NMI have been deleted in the main body of the report. What follows is a summary of the two years for which data exists to give context to the impact of the demise of this organisation.

### Scottish Arts Council/Creative Scotland Funding

2008/9	2009/10	2010/11	2011/12	2012/13
£200,000	£230,000	£230,000	£230,000	£0

#### Outputs

	2008/9	2009/10
Number of Artist Support Events	4	5
Artists Supported	49	51
Total Dance Events	10	4
Total Dance Attendances	1090	443
Total Other Events	104	145
Total Other Attendances	2448	8111
Education Events and Attendances	0	0

## Appendix B Audiences for Dance<sup>xxii</sup>

Between 2006/7 and 2010/11 there was a 20% increase in the number of tickets sold for dance/ballet performances at major theatres in Scotland. This generated a 34% increase in box office takings.

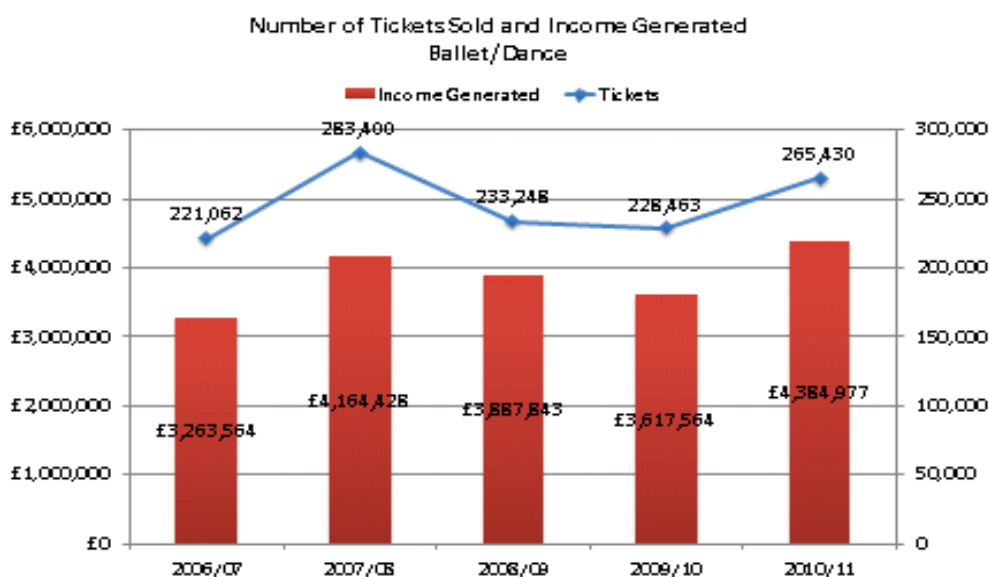
The socio economic makeup of audiences in Scotland show that people from the least advantaged parts of the community (shades of grey, state beneficiaries and low income families) do not attend in significant numbers (less than 10%). The number of households concerned has remained static between 2006/7 and 2010/11 and do not reflect increased audiences. Compared to the statistic for 'all artforms' dance/ballet has a similar percentage of 'shades of grey' and 'state beneficiaries' however dance/ballet audiences have a slightly smaller percentage of people from 'low income families'. Within the category 'other artforms' are such things as pantomimes, comedy and tribute bands.

There have been no significant changes in the distance audiences drive to get to performances. There has been no significant change in the number of times members of the audience attend dance/ballet. 80% attend one performance a year.

The number of dance/ballet performance offered increased by 18% between 2006/7 and 2010/11.

The Edinburgh Festivals period in August is the busiest month of the year for programming dance/ballet.

### Ballet/Dance Attendance in Scotland



Base: Ballet/Dance performances (229,852)  
Source: The Source, 2006/07-2010/11

3

- 
- <sup>i</sup> Extracted from the annual returns of ten foundation and flexible funded dance organisations.
- <sup>ii</sup> Extracted from the annual returns of thirteen foundation and ten flexible funded organisations
- <sup>iii</sup> National Performing Companies- Report on activity 2007/8, 2008/9 and 2009/10 published by the Scottish Government also [www.scottishballet.org.uk](http://www.scottishballet.org.uk)
- <sup>iv</sup> Extracted from the grants management systems of Scottish Arts Council
- <sup>v</sup> Extracted from the annual returns of ten foundation flexible funded dance organisations.
- <sup>vi</sup> Extracted from the annual returns of ten foundation and flexible funded dance organisations
- <sup>vii</sup> Scottish Household Survey 2009, 13.1 [www.scotland.gov/publications/2010/08/25092046](http://www.scotland.gov/publications/2010/08/25092046)
- <sup>viii</sup> Extracted from the annual returns of ten foundation and flexible funded dance organisations
- <sup>ix</sup> Extracted from the annual returns of ten foundation and flexible funded dance organisations
- <sup>x</sup> Extracted from the annual returns of ten foundation and flexible funded dance organisations
- <sup>xi</sup> Extracted from the grants management systems of Scottish Arts Council
- <sup>xii</sup> Extracted from the grants management systems of Scottish Arts Council
- <sup>xiii</sup> Dance in Scotland Report- an overview to inform and inspire. Federation of Scottish Theatres
- <sup>xiv</sup> Performing Arts Blueprint [ccskills.org.uk](http://ccskills.org.uk)
- <sup>xv</sup> Dance in Scotland Report- an overview to inform and inspire. Federation of Scottish Theatres
- <sup>xvi</sup> Extracted from the annual returns of ten foundation and flexible funded dance organisations
- <sup>xvii</sup> Scotland:International Arts & Culture Activity commissioned by Creative Scotland 2009 Geoff Brown
- <sup>xviii</sup> [www.ltscotland.org.uk/myexperiencesand](http://www.ltscotland.org.uk/myexperiencesand) outcomes/expressivearts/dance/index.asp
- <sup>xix</sup> Report on the Costs and Funding of Scotland's Nine Centres of Excellence by IPF- Feb 2005 [www.scotland.gov.uk/topics/education/schools/excellence/costsandfunding](http://www.scotland.gov.uk/topics/education/schools/excellence/costsandfunding)
- <sup>xx</sup> Assuming each teacher teaches 25 participants per week for 20 weeks of the year
- <sup>xxi</sup> Dance in Scotland Report- an overview to inform and inspire. Federation of Scottish Theatres
- <sup>xxii</sup> Culture Sparks- Audiences for Dance/Ballet extracted from Source project 2012